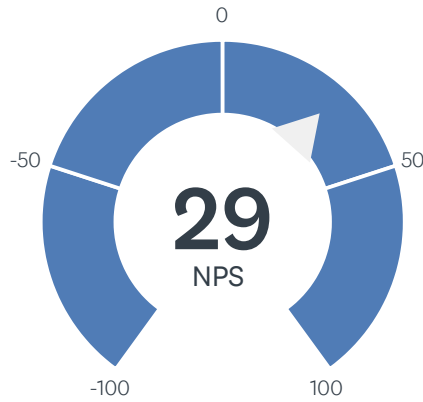


Q1 How likely is it that you would recommend living in Ravenna Township to a friend or colleague?

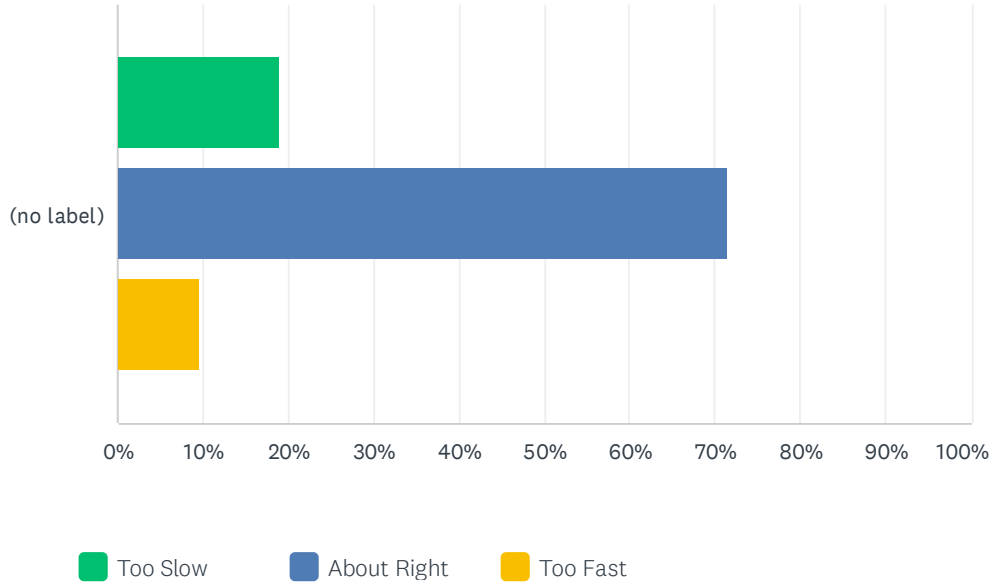
Answered: 21 Skipped: 0



DETRACTORS (0-6)	PASSIVES (7-8)	PROMOTERS (9-10)	NET PROMOTER® SCORE
14% 3	43% 9	43% 9	29

Q2 How would you characterize the overall rate of development in Ravenna Township?

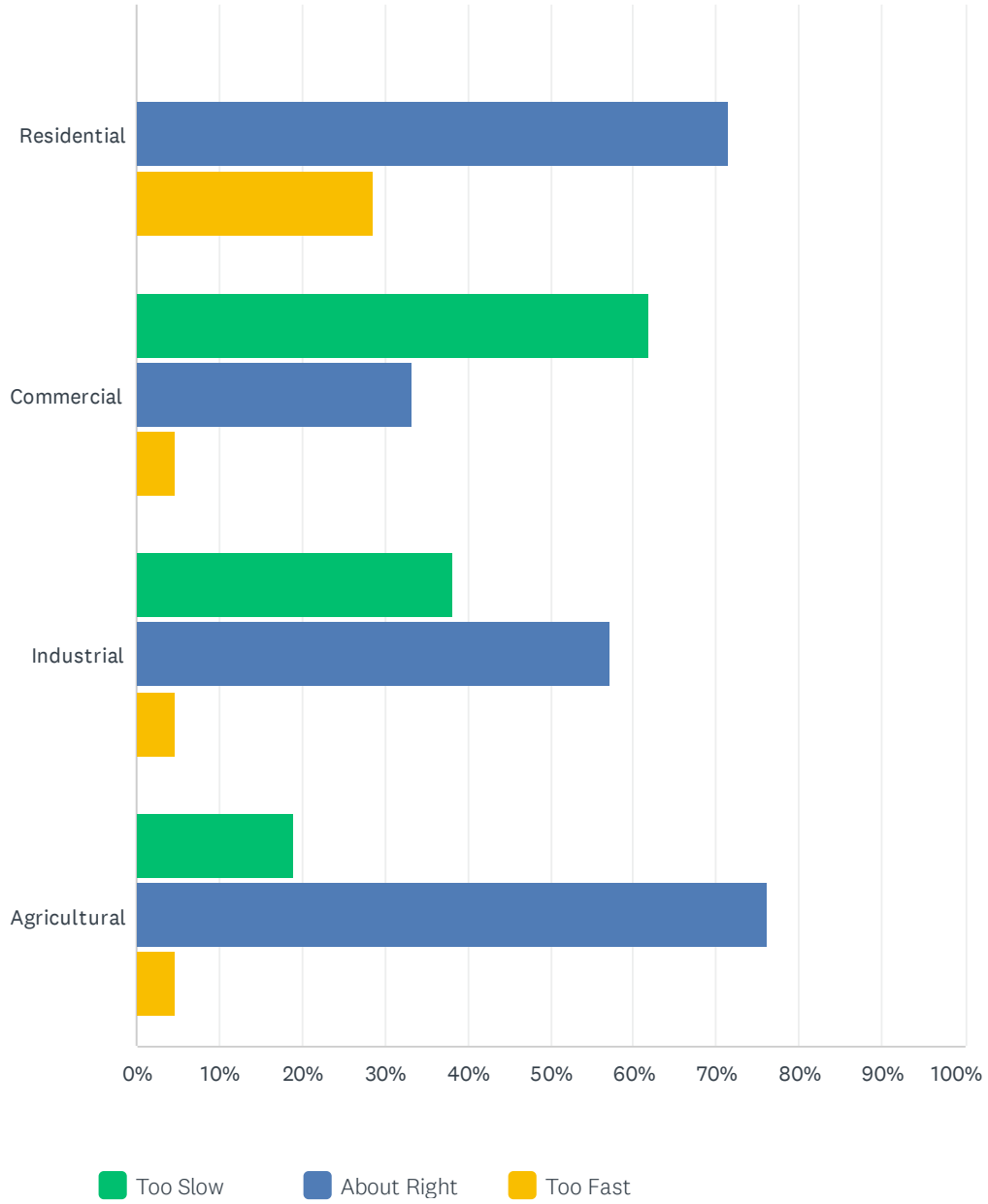
Answered: 21 Skipped: 0



	TOO SLOW	ABOUT RIGHT	TOO FAST	TOTAL	WEIGHTED AVERAGE
(no label)	19.05% 4	71.43% 15	9.52% 2	21	1.90

Q3 How would you characterize the rate of the following types of development?

Answered: 21 Skipped: 0

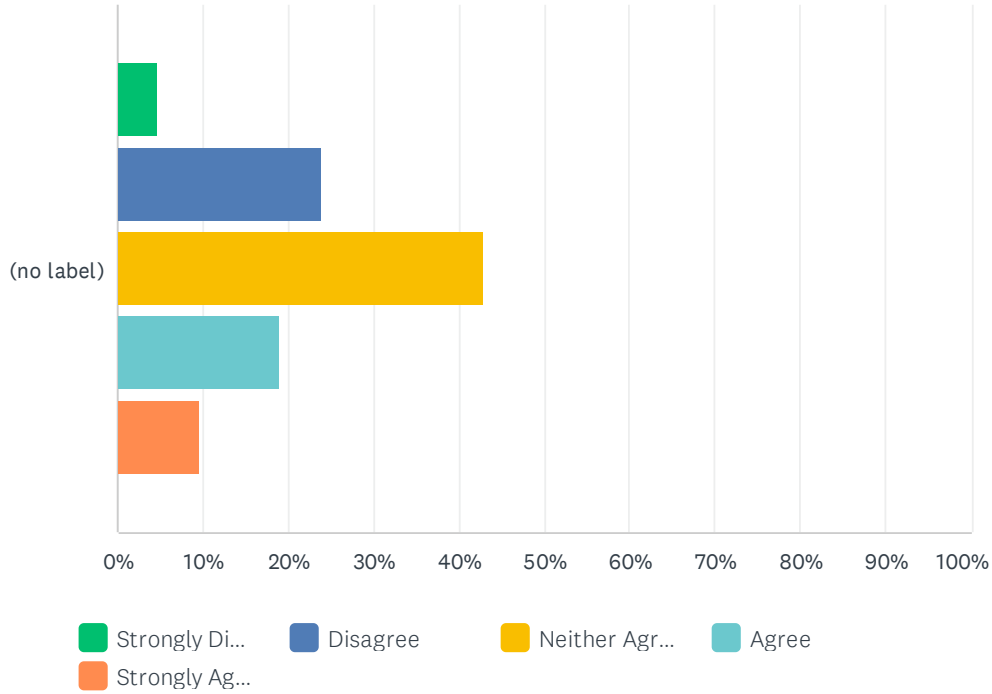


Ravenna Township Master Plan Survey

	TOO SLOW	ABOUT RIGHT	TOO FAST	TOTAL	WEIGHTED AVERAGE
Residential	0.00% 0	71.43% 15	28.57% 6	21	2.29
Commercial	61.90% 13	33.33% 7	4.76% 1	21	1.43
Industrial	38.10% 8	57.14% 12	4.76% 1	21	1.67
Agricultural	19.05% 4	76.19% 16	4.76% 1	21	1.86

Q4 Ravenna Township should do more to protect the visual character of the community to keep things the way they look the same.

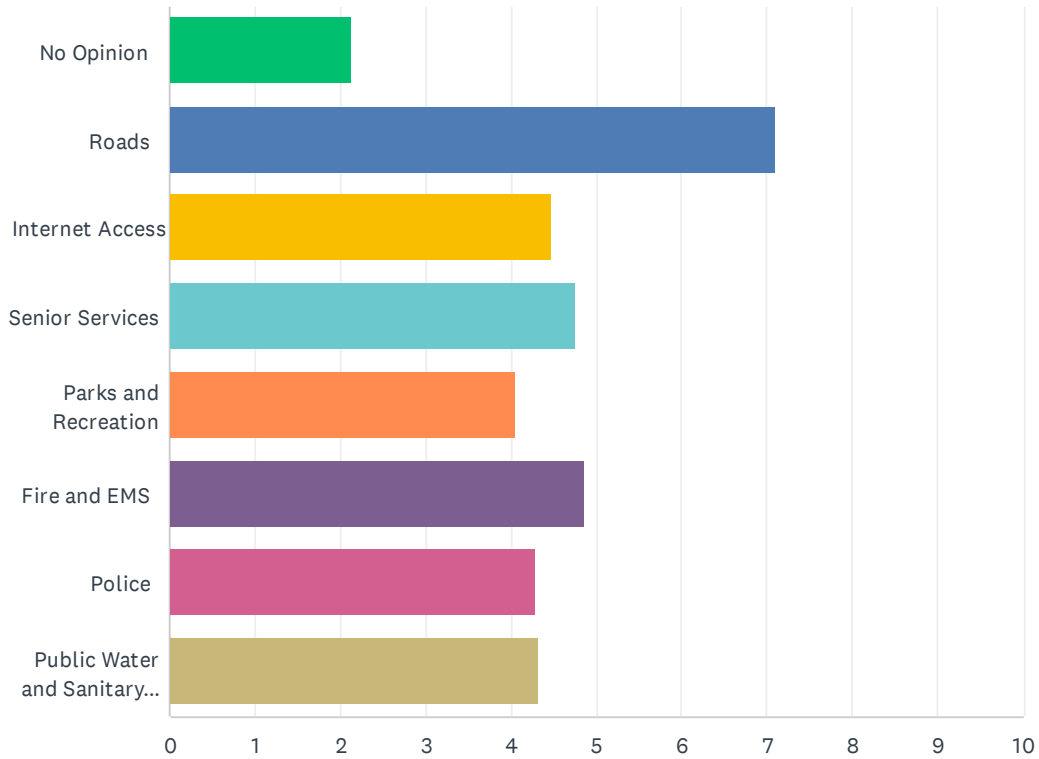
Answered: 21 Skipped: 0



	STRONGLY DISAGREE	DISAGREE	NEITHER AGREE OR DISAGREE	AGREE	STRONGLY AGREE	TOTAL	WEIGHTED AVERAGE
(no label)	4.76% 1	23.81% 5	42.86% 9	19.05% 4	9.52% 2	21	3.05

Q5 If the Township had extra funds, how would you prioritize its use? 1 = Most Important, 8 = Least Important

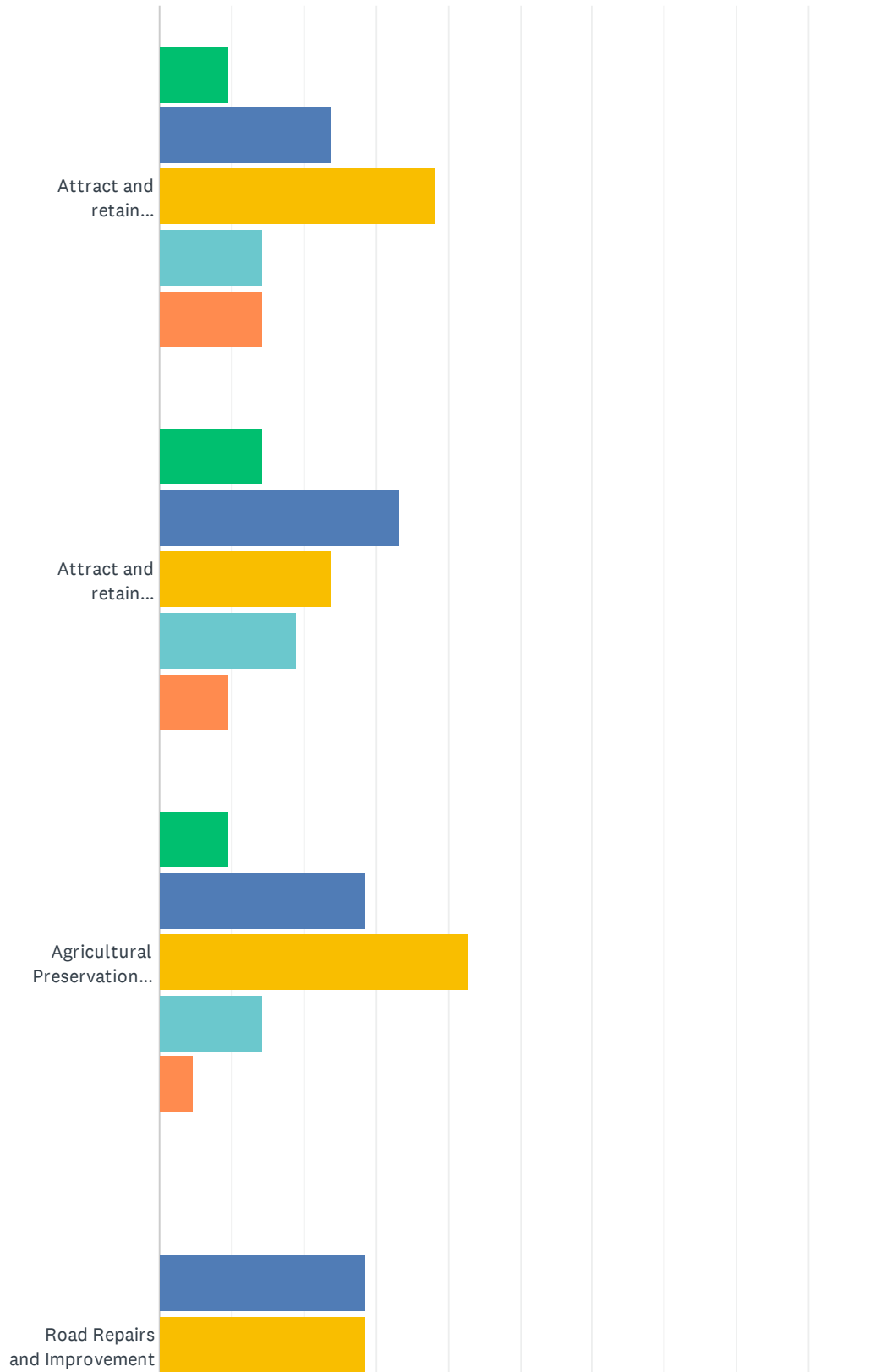
Answered: 21 Skipped: 0



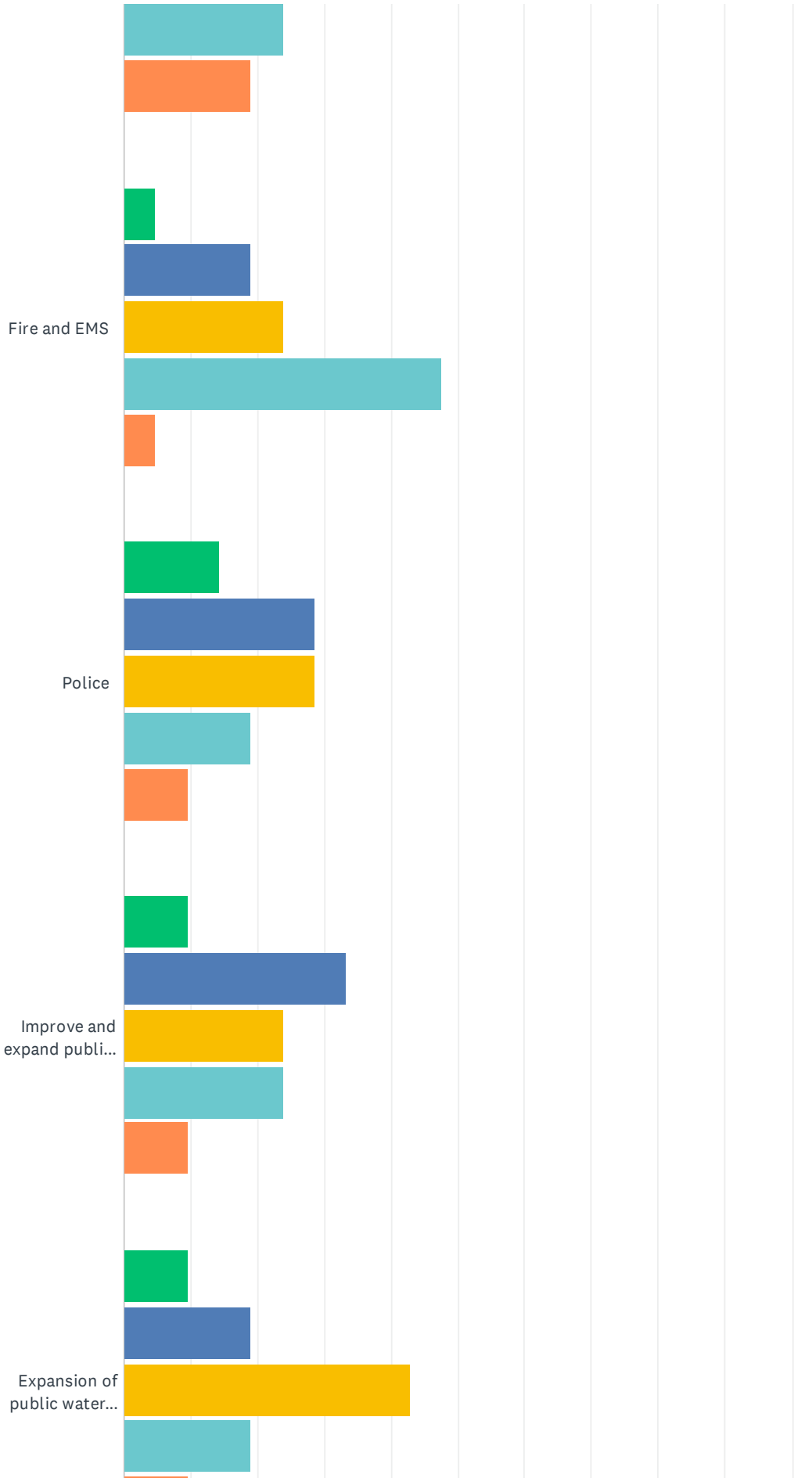
	1	2	3	4	5	6	7	8	TOTAL	SCORE
No Opinion	9.52% 2	4.76% 1	0.00% 0	0.00% 0	4.76% 1	0.00% 0	4.76% 1	76.19% 16	21	2.14
Roads	52.38% 11	23.81% 5	14.29% 3	4.76% 1	0.00% 0	4.76% 1	0.00% 0	0.00% 0	21	7.10
Internet Access	9.52% 2	9.52% 2	14.29% 3	19.05% 4	9.52% 2	14.29% 3	19.05% 4	4.76% 1	21	4.48
Senior Services	0.00% 0	19.05% 4	14.29% 3	23.81% 5	9.52% 2	33.33% 7	0.00% 0	0.00% 0	21	4.76
Parks and Recreation	4.76% 1	9.52% 2	9.52% 2	14.29% 3	19.05% 4	9.52% 2	33.33% 7	0.00% 0	21	4.05
Fire and EMS	0.00% 0	19.05% 4	19.05% 4	19.05% 4	28.57% 6	4.76% 1	4.76% 1	4.76% 1	21	4.86
Police	9.52% 2	4.76% 1	19.05% 4	14.29% 3	4.76% 1	19.05% 4	28.57% 6	0.00% 0	21	4.29
Public Water and Sanitary Sewer	14.29% 3	9.52% 2	9.52% 2	4.76% 1	23.81% 5	14.29% 3	9.52% 2	14.29% 3	21	4.33

Q6 How likely is it that you would support an increase in property taxes to support the following?

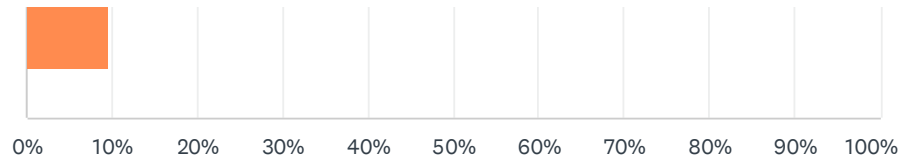
Answered: 21 Skipped: 0



Ravenna Township Master Plan Survey



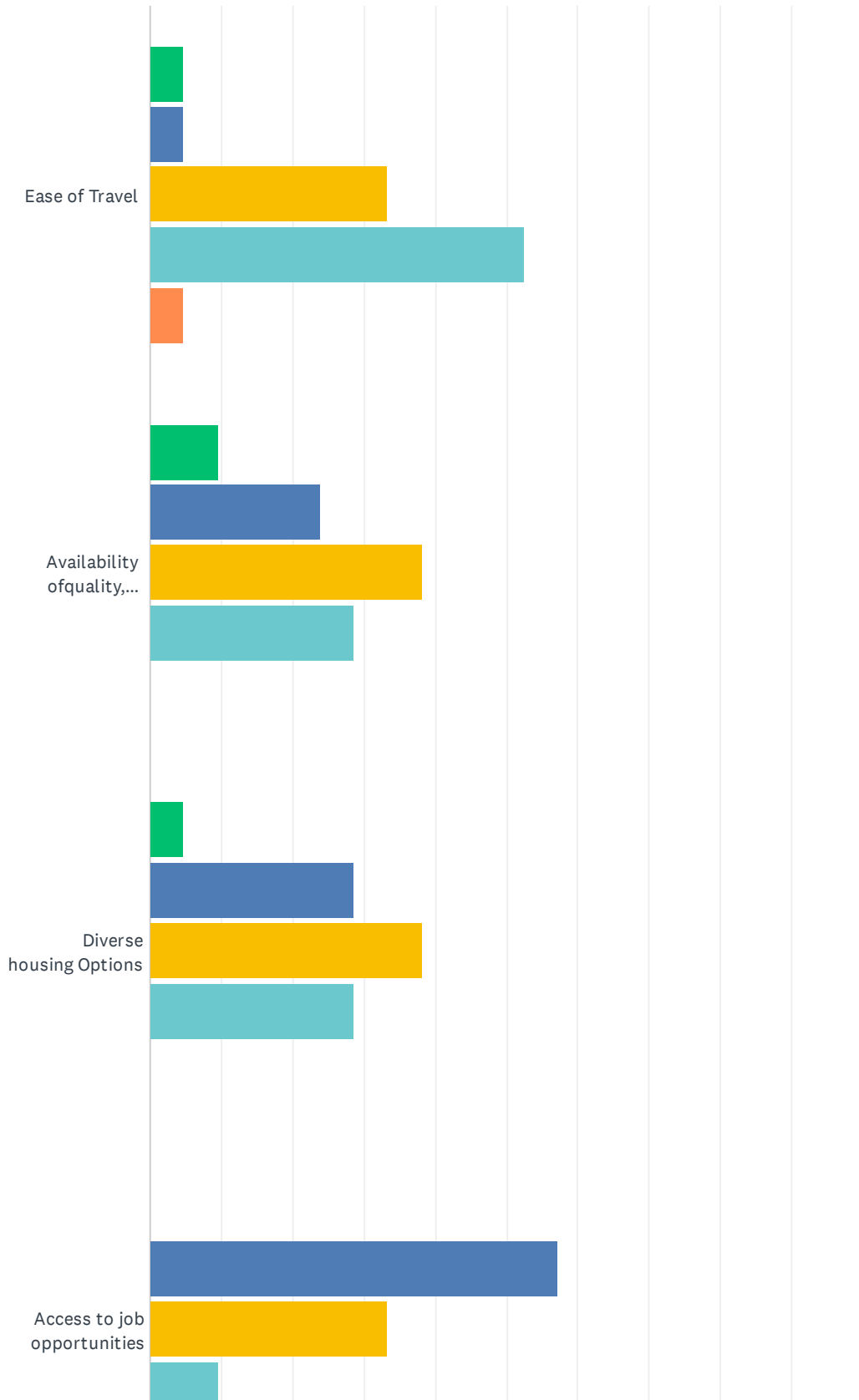
Ravenna Township Master Plan Survey



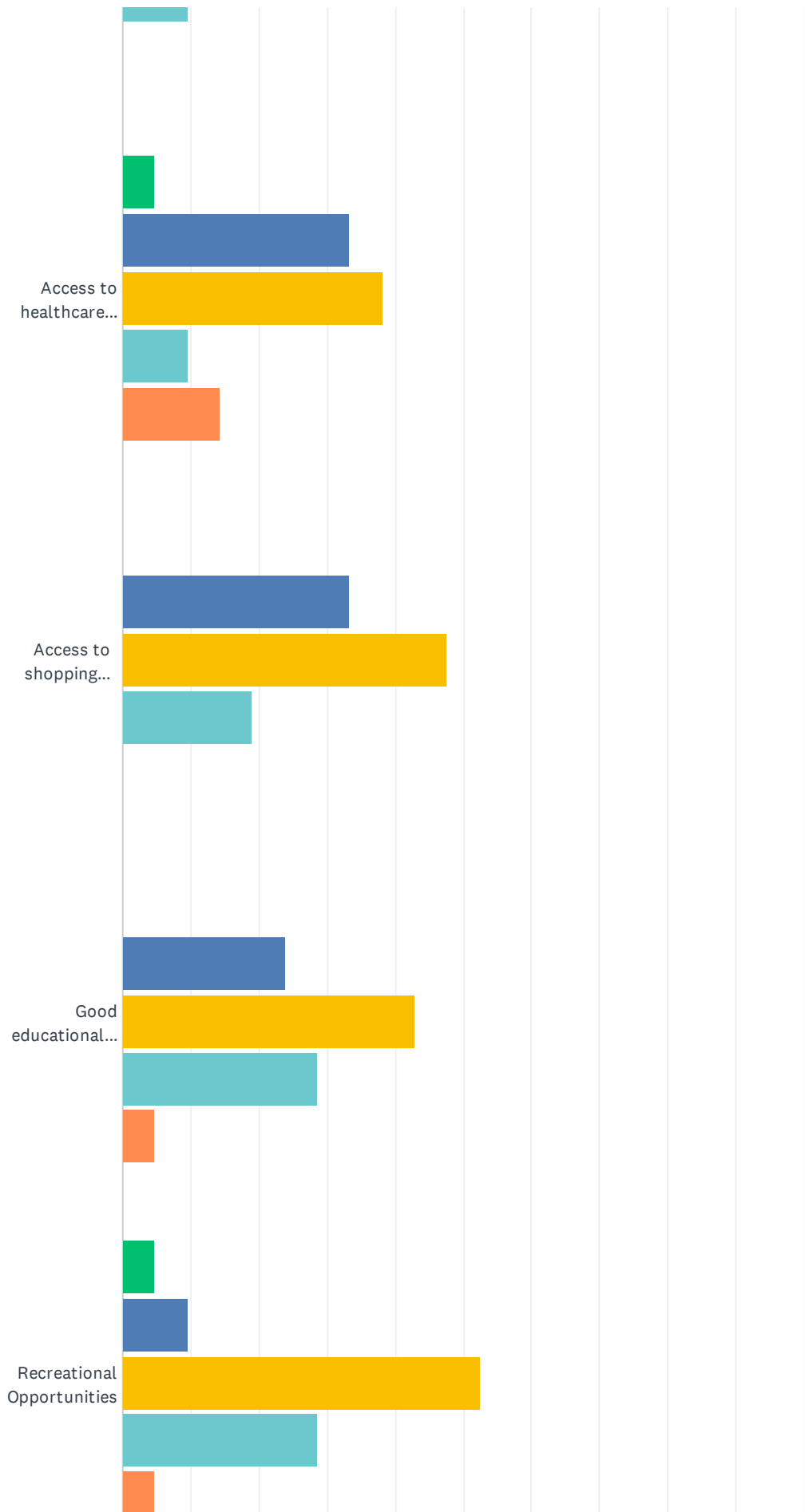
	HIGHLY UNLIKELY	UNLIKELY	NEUTRAL	LIKELY	HIGHLY LIKELY	TOTAL	WEIGHTED AVERAGE
Attract and retain commercial businesses	9.52% 2	23.81% 5	38.10% 8	14.29% 3	14.29% 3	21	3.00
Attract and retain Industrial businesses	14.29% 3	33.33% 7	23.81% 5	19.05% 4	9.52% 2	21	2.76
Agricultural Preservation Programs	9.52% 2	28.57% 6	42.86% 9	14.29% 3	4.76% 1	21	2.76
Road Repairs and Improvement	0.00% 0	28.57% 6	28.57% 6	23.81% 5	19.05% 4	21	3.33
Fire and EMS	4.76% 1	19.05% 4	23.81% 5	47.62% 10	4.76% 1	21	3.29
Police	14.29% 3	28.57% 6	28.57% 6	19.05% 4	9.52% 2	21	2.81
Improve and expand public park and recreation facilities	9.52% 2	33.33% 7	23.81% 5	23.81% 5	9.52% 2	21	2.90
Expansion of public water and sewer	9.52% 2	19.05% 4	42.86% 9	19.05% 4	9.52% 2	21	3.00

Q7 Please rate each of the following characteristics of Ravenna Township

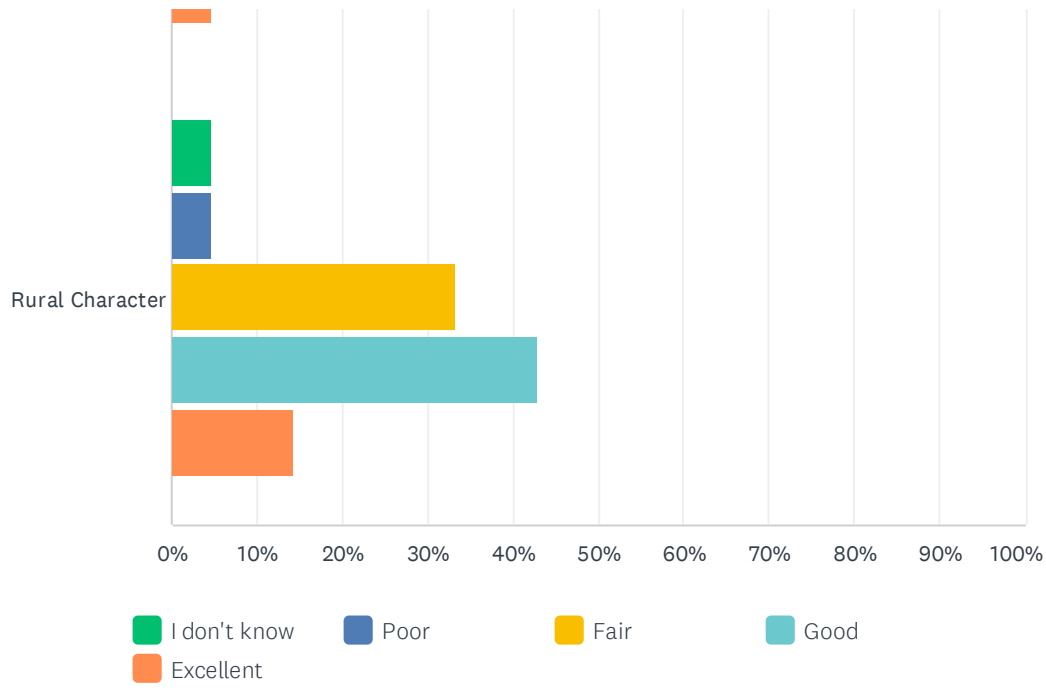
Answered: 21 Skipped: 0



Ravenna Township Master Plan Survey



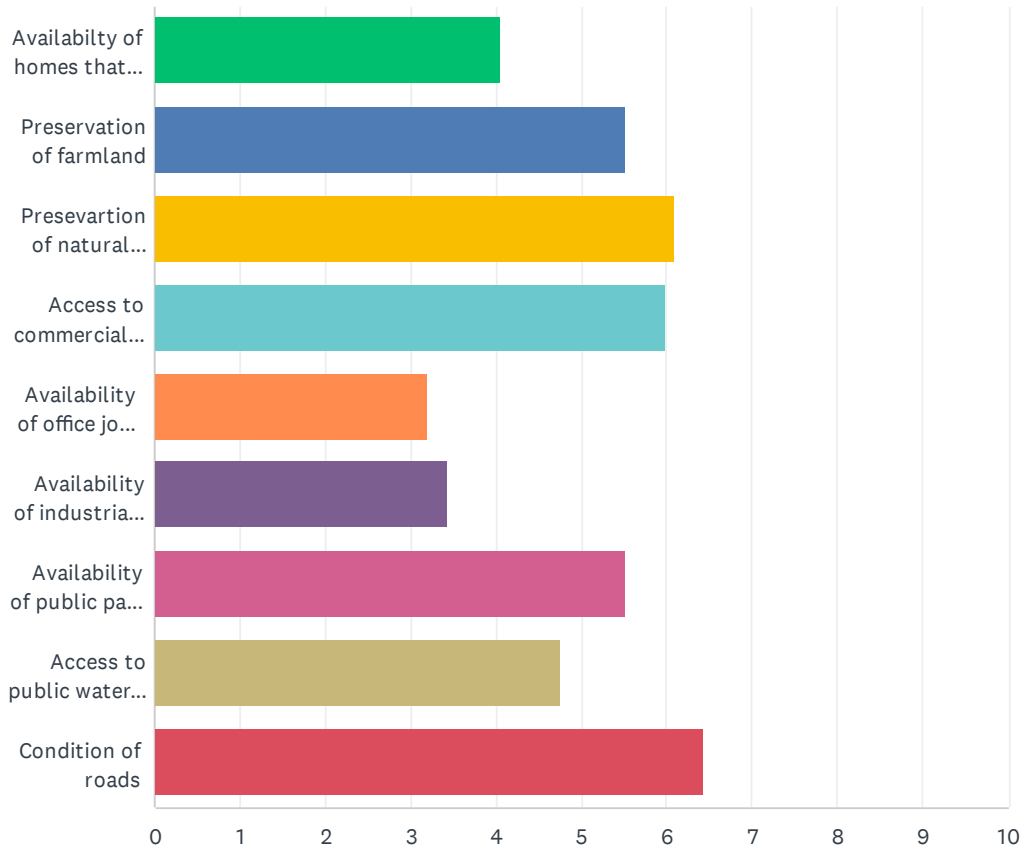
Ravenna Township Master Plan Survey



	I DON'T KNOW	POOR	FAIR	GOOD	EXCELLENT	TOTAL	WEIGHTED AVERAGE
Ease of Travel	4.76% 1	4.76% 1	33.33% 7	52.38% 11	4.76% 1	21	4.38
Availability of quality, affordable housing	9.52% 2	23.81% 5	38.10% 8	28.57% 6	0.00% 0	21	3.52
Diverse housing Options	4.76% 1	28.57% 6	38.10% 8	28.57% 6	0.00% 0	21	3.57
Access to job opportunities	0.00% 0	57.14% 12	33.33% 7	9.52% 2	0.00% 0	21	2.95
Access to healthcare facilities	4.76% 1	33.33% 7	38.10% 8	9.52% 2	14.29% 3	21	3.57
Access to shopping amenities	0.00% 0	33.33% 7	47.62% 10	19.05% 4	0.00% 0	21	3.52
Good educational opportunities	0.00% 0	23.81% 5	42.86% 9	28.57% 6	4.76% 1	21	3.90
Recreational Opportunities	4.76% 1	9.52% 2	52.38% 11	28.57% 6	4.76% 1	21	4.05
Rural Character	4.76% 1	4.76% 1	33.33% 7	42.86% 9	14.29% 3	21	4.48

Q8 Please prioritize the following in the order that is most important to you.
1 = Most Important, 9 = Least Important

Answered: 21 Skipped: 0

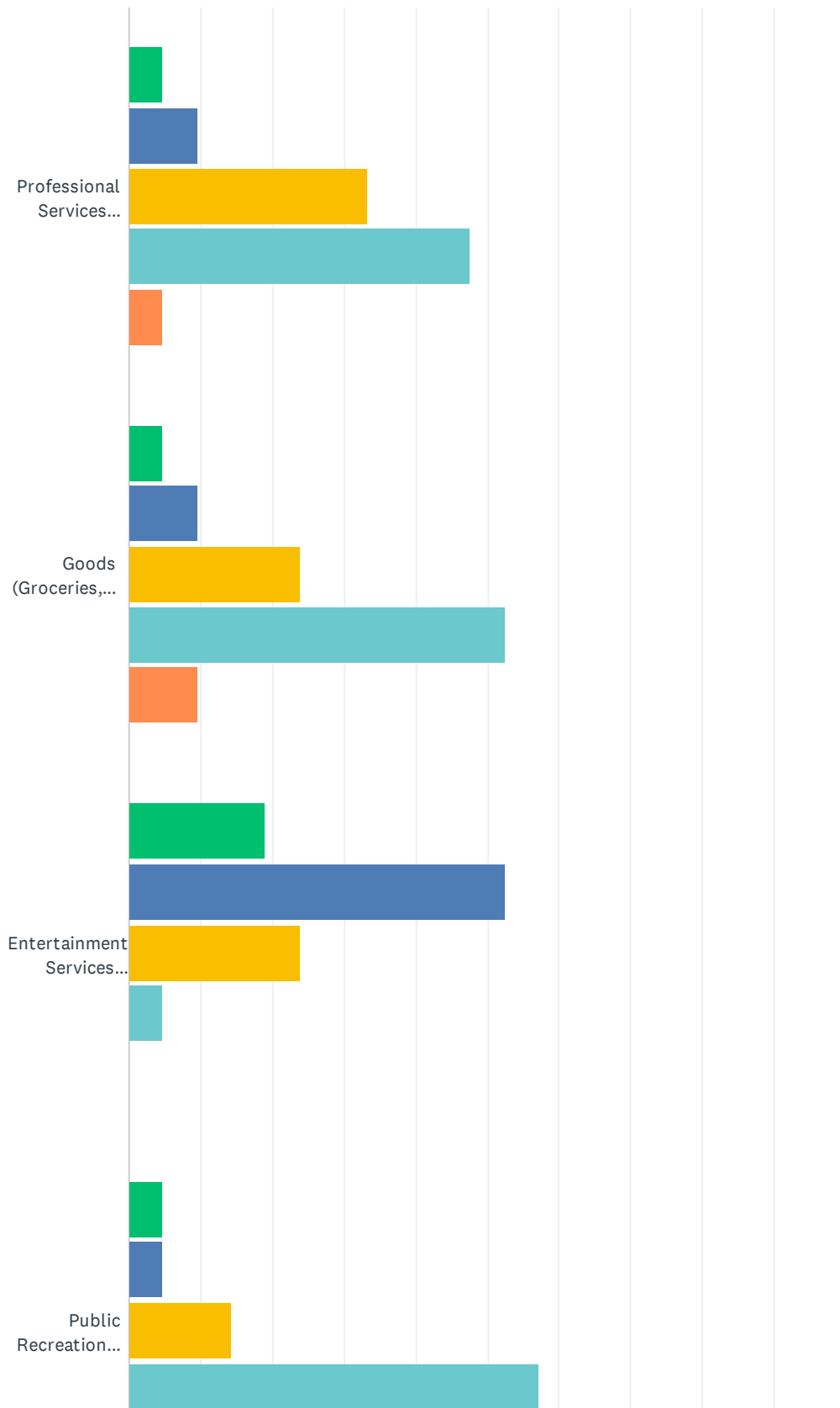


Ravenna Township Master Plan Survey

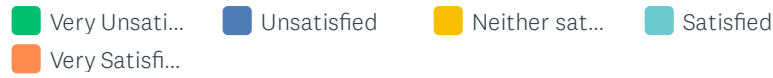
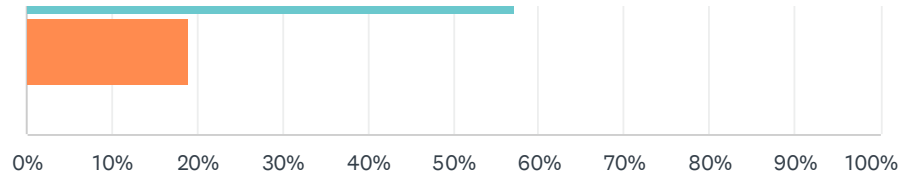
	1	2	3	4	5	6	7	8	9	TOTAL	SCORE
Availability of homes that people can afford	4.76% 1	19.05% 4	4.76% 1	4.76% 1	0.00% 0	19.05% 4	9.52% 2	4.76% 1	33.33% 7	21	4.05
Preservation of farmland	19.05% 4	14.29% 3	4.76% 1	14.29% 3	0.00% 0	14.29% 3	23.81% 5	9.52% 2	0.00% 0	21	5.52
Presevation of natural areas (woods, non farmed fields, etc)	9.52% 2	19.05% 4	23.81% 5	4.76% 1	23.81% 5	9.52% 2	4.76% 1	0.00% 0	4.76% 1	21	6.10
Access to commercial services (grocery, restaurant, bar, hairsalons and barbers, etc.)	9.52% 2	14.29% 3	23.81% 5	14.29% 3	23.81% 5	0.00% 0	4.76% 1	4.76% 1	4.76% 1	21	6.00
Availability of office jobs in the community	4.76% 1	0.00% 0	4.76% 1	0.00% 0	9.52% 2	23.81% 5	9.52% 2	23.81% 5	23.81% 5	21	3.19
Availability of industrial jobs in the community	0.00% 0	9.52% 2	4.76% 1	9.52% 2	4.76% 1	4.76% 1	19.05% 4	28.57% 6	19.05% 4	21	3.43
Availability of public parks and recreational opportunities	14.29% 3	4.76% 1	4.76% 1	33.33% 7	9.52% 2	19.05% 4	0.00% 0	14.29% 3	0.00% 0	21	5.52
Access to public water and sanitary sewer	14.29% 3	4.76% 1	9.52% 2	9.52% 2	14.29% 3	9.52% 2	14.29% 3	9.52% 2	14.29% 3	21	4.76
Condition of roads	23.81% 5	14.29% 3	19.05% 4	9.52% 2	14.29% 3	0.00% 0	14.29% 3	4.76% 1	0.00% 0	21	6.43

Q9 Please rate your satisfaction with the availability of the following

Answered: 21 Skipped: 0



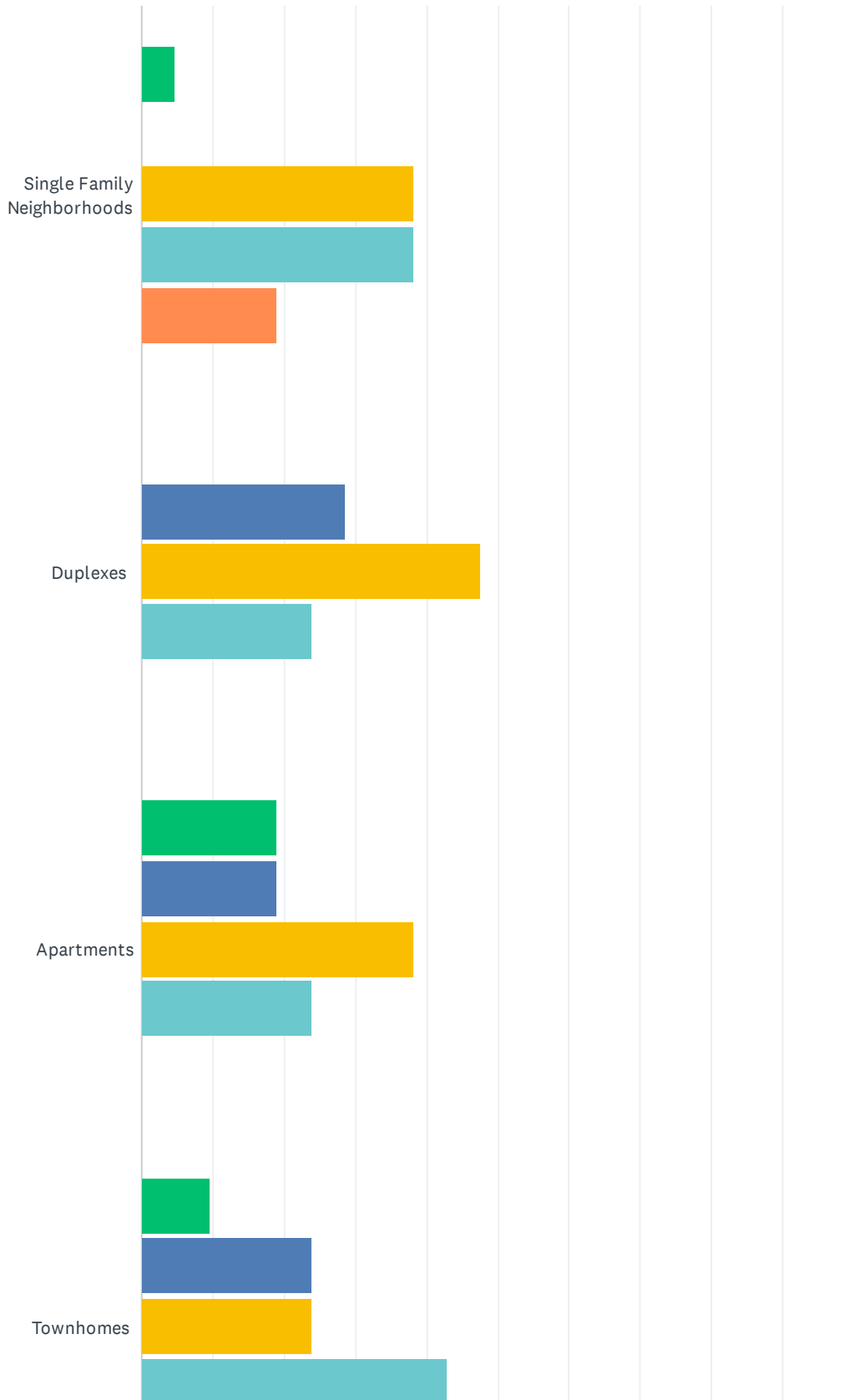
Ravenna Township Master Plan Survey



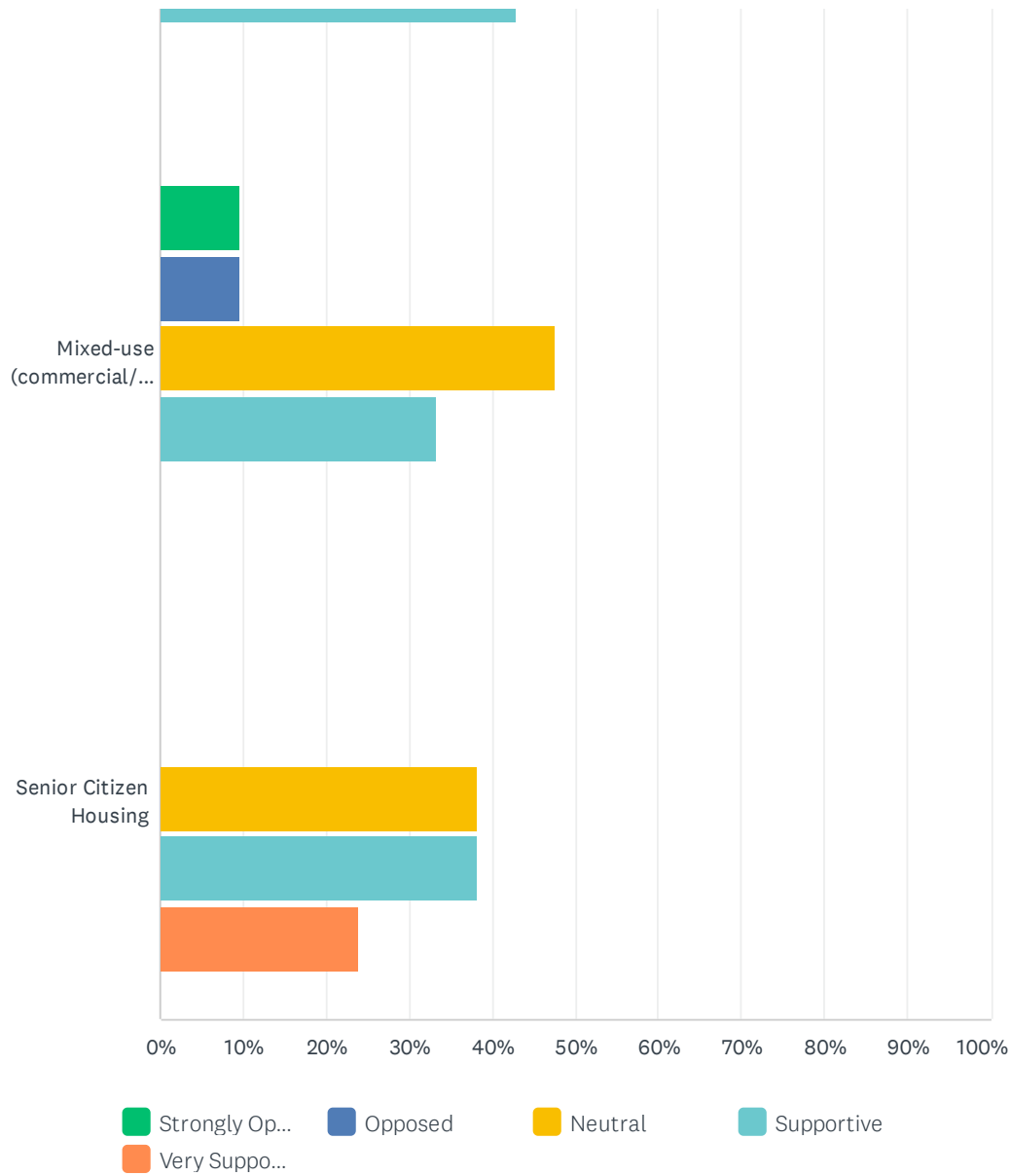
	VERY UNSATISFIED	UNSATISFIED	NEITHER SATISFIED OR UNSATISFIED	SATISFIED	VERY SATISFIED	TOTAL	WEIGHTED AVERAGE
Professional Services (doctor, legal, beauty, etc)	4.76% 1	9.52% 2	33.33% 7	47.62% 10	4.76% 1	21	3.38
Goods (Groceries, Baked Goods, Produce, Auto Parts, etc.)	4.76% 1	9.52% 2	23.81% 5	52.38% 11	9.52% 2	21	3.52
Entertainment Services (Movies, Restaurants, Etc)	19.05% 4	52.38% 11	23.81% 5	4.76% 1	0.00% 0	21	2.14
Public Recreation (Parks, Trails, etc.)	4.76% 1	4.76% 1	14.29% 3	57.14% 12	19.05% 4	21	3.81

Q10 How supportive are you of the following types of residential projects?

Answered: 21 Skipped: 0



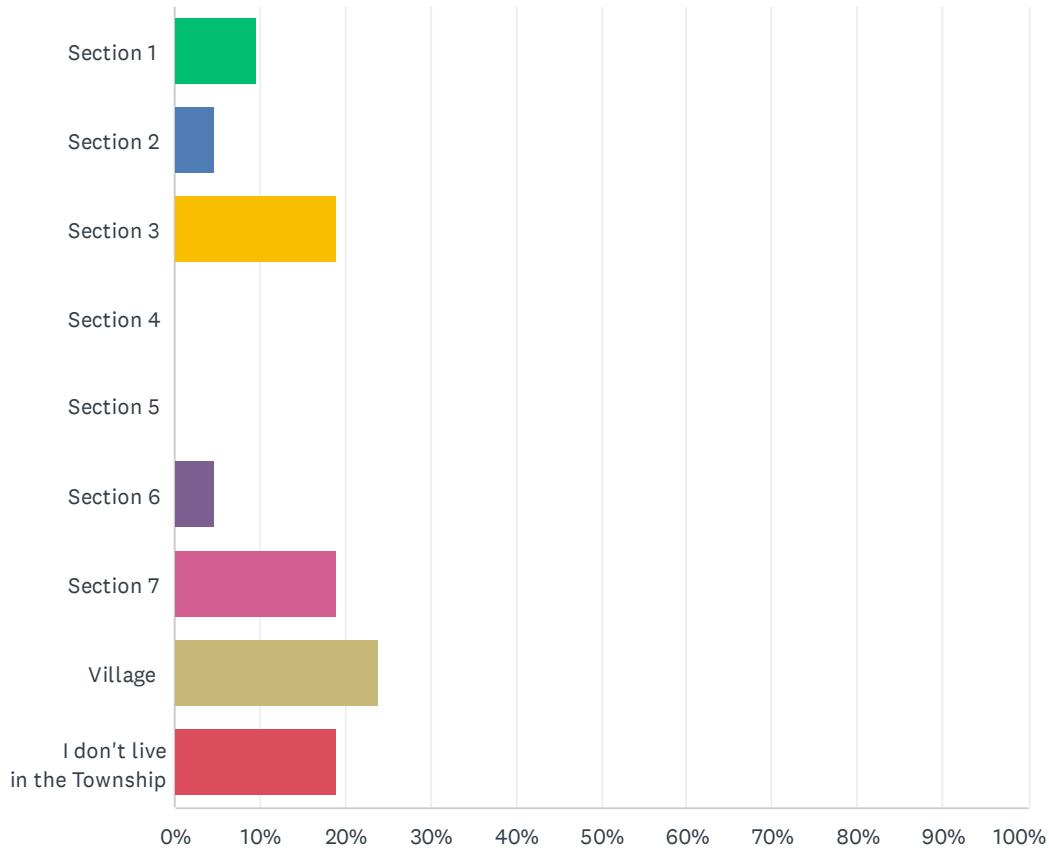
Ravenna Township Master Plan Survey



	STRONGLY OPPOSED	OPPOSED	NEUTRAL	SUPPORTIVE	VERY SUPPORTIVE	TOTAL
Single Family Neighborhoods	4.76% 1	0.00% 0	38.10% 8	38.10% 8	19.05% 4	21
Duplexes	0.00% 0	28.57% 6	47.62% 10	23.81% 5	0.00% 0	21
Apartments	19.05% 4	19.05% 4	38.10% 8	23.81% 5	0.00% 0	21
Townhomes	9.52% 2	23.81% 5	23.81% 5	42.86% 9	0.00% 0	21
Mixed-use (commercial/residential)	9.52% 2	9.52% 2	47.62% 10	33.33% 7	0.00% 0	21
Senior Citizen Housing	0.00% 0	0.00% 0	38.10% 8	38.10% 8	23.81% 5	21

Q11 Based on the map below where in Ravenna Township do you live?

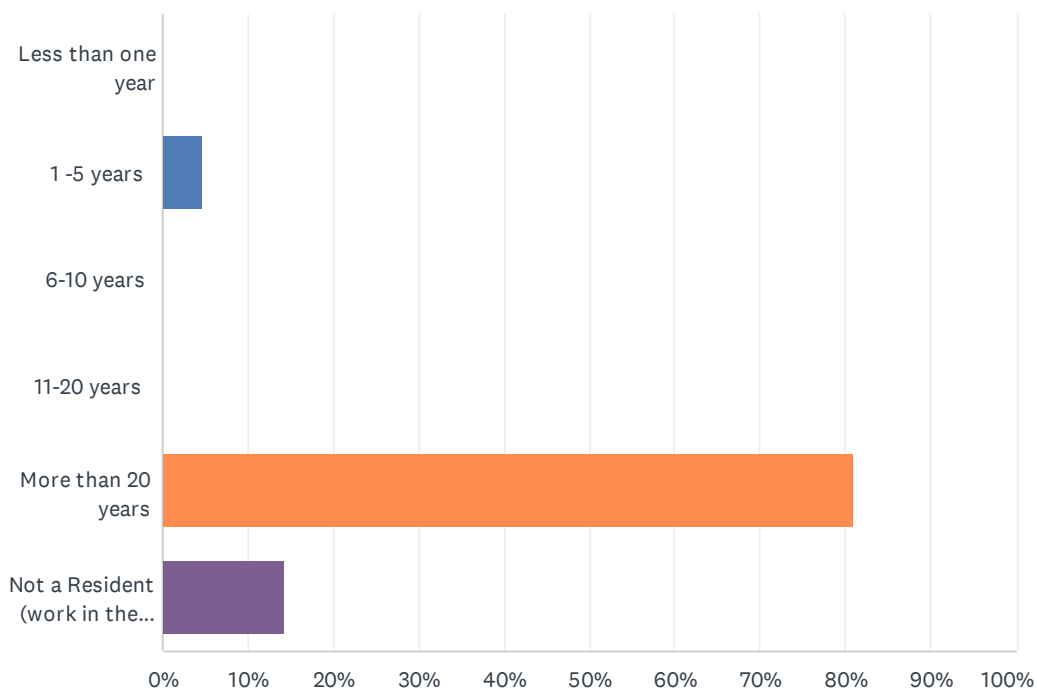
Answered: 21 Skipped: 0



ANSWER CHOICES	RESPONSES	
Section 1	9.52%	2
Section 2	4.76%	1
Section 3	19.05%	4
Section 4	0.00%	0
Section 5	0.00%	0
Section 6	4.76%	1
Section 7	19.05%	4
Village	23.81%	5
I don't live in the Township	19.05%	4
TOTAL		21

Q12 How long have you lived in Ravenna Township?

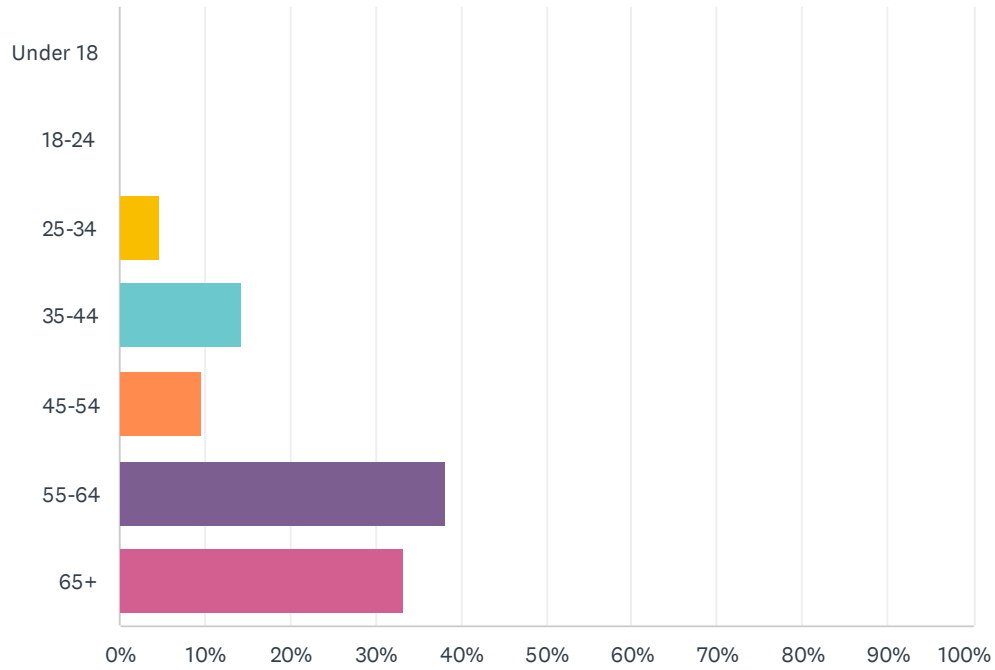
Answered: 21 Skipped: 0



ANSWER CHOICES	RESPONSES	
Less than one year	0.00%	0
1 -5 years	4.76%	1
6-10 years	0.00%	0
11-20 years	0.00%	0
More than 20 years	80.95%	17
Not a Resident (work in the Township, Own a business in the Township, other)	14.29%	3
TOTAL		21

Q13 What is your age?

Answered: 21 Skipped: 0



ANSWER CHOICES	RESPONSES	
Under 18	0.00%	0
18-24	0.00%	0
25-34	4.76%	1
35-44	14.29%	3
45-54	9.52%	2
55-64	38.10%	8
65+	33.33%	7
TOTAL		21

Q14 Do you have any additional comments or concerns?

Answered: 7 Skipped: 14

Q15 If you would you like to receive updates about the Master Plan, please provide an email address below.

Answered: 8 Skipped: 13